





Christmas Candles With Ornaments

Designed by Julie A. Bolduc





INSTRUCTIONS:

Starting at bottom of pattern chain 397. Chain 3 to turn which will count as first double crochet of first row. Double crochet in 5th chain from hook. Double crochet in next 2 chains to complete bottom right solid square of pattern. Continue following pattern for first row reading pattern right to left. After completing first row, chain 3 to turn to start next row. Continue following pattern until all rows are complete. At end of row 149 fasten off. (See "HOW TO READ PATTERN" below) For how to increase or decrease select Advance Instructions under Page menu.

MATERIALS (based on crochet cotton size):

Using Crochet Cotton no. 5: about 2518 yds, steel crochet hook US size 4 or SIZE FOR GAUGE.

Using Crochet Cotton no. 10: about 2242 yds, steel crochet hook US size 7 or SIZE FOR GAUGE.

Using Crochet Cotton no. 20: about 2104 yds, steel crochet hook US size 9 or SIZE FOR GAUGE.

Using Crochet Cotton no. 30: about 1967 yds, steel crochet hook US size 11 or SIZE FOR GAUGE.

Using Fingering/Baby Weight: about 4917 yds, steel crochet hook US size F or SIZE FOR GAUGE.

Using Sport Weight: about 5704 yds, steel crochet hook US size G or SIZE FOR GAUGE.

Using Worsted Weight: about 6490 yds, steel crochet hook US size I or SIZE FOR GAUGE.

APPROXIMATE FINISHED SIZES:

Using Crochet Cotton size 5: width = 36.6 inches, height = 47.2 inches

Using Crochet Cotton size 10: width = 30.4 inches, height = 37.2 inches

Using Crochet Cotton size 20: width = 29.0 inches, height = 35.8 inches

Using Crochet Cotton size 30: width = 27.7 inches, height = 34.3 inches

Using Fingering/Baby Weight: width = 92.4 inches, height = 107.3 inches

Using Sport Weight: width = 105.6 inches, height = 122.2 inches

Using Worsted Weight: width = 118.8 inches, height = 137.1 inches

GAUGE:

Using Crochet Cotton size 5: 10 squares = 2.8 inches, 10 rows = 3.2 inches

Using Crochet Cotton size 10: 10 squares = 2.3 inches, 10 rows = 2.5 inches

Using Crochet Cotton size 20: 10 squares = 2.2 inches, 10 rows = 2.4 inches

Using Crochet Cotton size 30: 10 squares = 2.1 inches, 10 rows = 2.3 inches

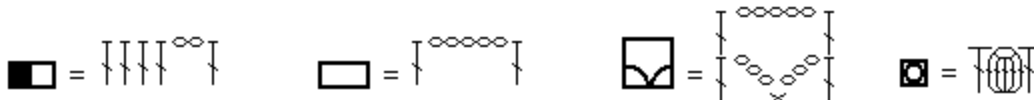
Using Fingering/Baby Weight: 10 squares = 7.0 inches, 10 rows = 7.2 inches

Using Sport Weight: 10 squares = 8.0 inches, 10 rows = 8.2 inches

Using Worsted Weight: 10 squares = 9.0 inches, 10 rows = 9.2 inches

HOW TO READ PATTERN:

Each solid square is equal to 4 double crochets. Each open square is equal to 1 double crochet, followed by 2 chains, followed by 1 double crochet. The double crochet at the end of each square also counts as the first double crochet of the next square. For example, a solid square followed by an open square is 4 double crochets, 2 chains, 1 double crochet. See diagram below:



Where "⌋" is the symbol for one double crochet, "○" is the symbol for one chain, and "x" is the symbol for one single crochet.

From the Crochet Pattern Collection of the JPF Crochet Club <http://www.jpfun.com/>
For Personal Use Only, not for resale. Copyright 2007 by Julie A. Bolduc